

# AR 75<sup>eS</sup>

**Operation weight:**  
6,280 kg

**Power:**  
54 kW (72.5 HP)

**Shovel capacity:**  
0.8 m<sup>3</sup>



 **weycor**  
BY ATLAS WEYHAUSEN

# AR 75<sup>e</sup>S

## SMALL e. BIG EFFECT.

weycor wheel loaders are more than the sum of their parts. They reflect true passion, a fascination with technology and 'Made in Germany' quality.

It's thanks to the innovative spirit of our people, their dedication to detail and their passion for powerful engine technology that this new **e-generation of wheel loaders** has been developed.

The small '**e**' stands for

- emission reduction: Keeps the required NOx and PM limits in accordance with the most stringent emission regulations
- efficient: Higher power, lower consumption
- evolutionary: Advanced designs that are optimised down to the smallest detail



# WEYCOR: POWERFUL, PRECISE, RELIABLE.



## LATEST KINEMATICS TECHNOLOGY

The proven and tested weycor kinematics with its exceptional tear-out force and excellent lifting heights.



## EASY MAINTENANCE

Low-maintenance and quick, easy servicing is achieved by central, consolidated, easy-to-reach service points.



## HYDRAULIC QUICK-CHANGE ATTACHMENT

By allowing you to change the wheel loader's attachments in a few seconds, it turns the vehicle into an all-rounder.



## ARTICULATED JOINT

The combination of pendulum joint and the rear oscillating axle provides for excellent maneuverability and cross-country mobility. Even on challenging terrain, the low center of gravity ensures exceptional stability.



## SEPARATE INCHING PEDAL

Less wear & tear and fuel consumption: In contrast to the conventional combined brake/inching pedal, with the separate inching pedal, the risk of inadvertently activating the main brake while you drive is eliminated.



## NEGATIVE BRAKE

Serves to maintain a stable position while the wheel loader is driven on slopes with the brake or inching function activated. All four wheels are automatically blocked as soon as the engine is stopped.

## COMFORTABLE CABIN

In addition to the excellent circumferential visibility in the wheel loader, its clearly arranged controls and its ergonomic design.

## POWERFUL DRIVE UNIT

weycor wheel loaders are equipped with state-of-the-art engines which combine high power reserves for challenging operations with up-to-date low emission values.



## DEUTZ ENGINE TECHNOLOGY

### TD 2.9 L4 (DOC / DPF optional)

Newly-designed, water cooled 4-cylinder inline engine with cooled, external exhaust gas recirculation with and without turbocharging and optionally with and without charge air cooling. Use of DVERT® oxidation catalyst (DOC) enables maintenance-free operation under all application and ambient conditions. The powerful Common Rail injection system and highly-efficient combustion process with cooled external exhaust gas recirculation ensure optimum engine performance at low fuel consumption and exhaust emissions. Best cold starting performance even under extreme conditions. The engines meet the requirements of the EPA TIER 4 with DVERT® oxidation catalyst.

# AR75eS

## TECHNICAL DATA

### ENGINE

<b>Make</b> .....	TD 2.9 L4
<b>Type</b> .....	water cooled
<b>Power***</b> .....	set to 54 kW (72.5 HP) at 2,200 min <sup>-1</sup>
<b>Max. torque</b> .....	260 Nm at 1,800 min <sup>-1</sup>
<b>Stroke</b> .....	2,920 cm <sup>3</sup>
<b>Cylinders</b> .....	4 in line

Common Rail injection system with cooled external exhaust gas recirculation and oxidation catalyst. No regeneration necessary. DPF optionally available.

### ELECTRICAL SYSTEM

<b>Operating voltage</b> .....	12 V
<b>Battery</b> .....	12 V / 100 Ah
<b>Alternator</b> .....	14 V / 95 A
<b>Starter</b> .....	12 V / 2.6 kW

### DRIVE

- Output-regulated hydrostatic drive with pressure cut off and closed circuit acting on all 4 wheels
- Speed with standard tires: Operating speed range 0-6.5 km/h Road speed range 0-20 km/h Optional high speed 40 km/h (upon request)
- 1st and 2nd hydraulic gear can be engaged under load, forward/backward travel also
- Forward/backward travel, speed ranges and off-position operational via weycor joystick
- Drive operated by accelerator and separate inching pedal for best distribution of the hydraulic power for thrust and lifting forces

### BRAKES

**Standard brake:** Multi-disc brake in oil bath acting on all 4 wheels. Supplementary brake functions via inching pedal and hydrostatic drive acting on all 4 wheels.

**Parking brake:** Parking brake as spring-loaded brake acting on all 4 wheels. In case of standstill of engine the spring-loaded brake is automatically reactivated.

### AXLES

Rigid axle front, pendulum rear axle with planetary reduction gears in wheel hubs, electrically connected 100%-differential lock in front and rear axle. On swinging automatic blocking of pendulum axle.

### STEERING

- Fully hydraulic center pivot steering and oscillating rear axle with automatic lock during swing-action by hydraulic rams
- Front and rear wheels follow the same track
- Steering angle of 40° to each side, ±10° angular movement at rear of vehicle
- Operating pressure of steering hydraulics 175 bar
- Emergency steering function

### TIRES

**Standard:** 16/70 R20 MPT 14 PR – Multi-purpose tires for earth moving machines, with good traction, self-cleaning and firm stability

Special tires upon request

### HYDRAULIC SYSTEM

- Gear pump for loading and steering hydraulics
- Priority valve favoring steering hydraulics
- Lowering brake independent of load
- 3rd hydraulic section
- Loading hydraulic hydraulically pre-activate via weycor joystick, including float position
- Operating pressure 230 bar, Delivery of pump 62 l/min

### LOADING EQUIPMENT

- Powerful solid and swingable parallel-kinematics, swivelling range up to 180°
- Swing cut-off by danger of tyre damage
- Hydraulic quick change device
- Activation of all functions by weycor joystick
- Parallel movement while using pallet forks
- Automatic shovel return to excavation position
- Locking device acc. to German StVZO for road travel

**Lifting 5.6 s**  
**Lowering 4.3 s**  
**Tipping 1.2 s**

### FUEL/OIL CAPACITIES

Diesel	80 Liter
Hydraulic oil	75 Liter
Engine oil	11 Liter
Front axle	4.5 Liter
Rear axle	4.2 Liter
Gear oil	2.5 Liter
Cooling liquid	15 Liter

## STANDARD EQUIPMENT

### INCLUSIVE

- Rear driving mirrors, foldable
- Heatable rear screen
- Comfortable access to cab from both sides
- Joystick with integrated proportional steering for 3rd section or swing-action control
- weycor diagnostic system
- Control lights for speed range, forward/backward travel
- Lights acc. to German StVZO for road travel
- Individually adjustable driver's seat with adjustable right arm rest
- Water heating with heat exchange and 4-stage fan
- Front windscreen ventilation, variable output
- Sound absorbing ROPS cab
- Windscreen wipe and wash unit in front and rear
- Sun visor, coat hook, ceiling lamp, stow facility
- Adjustable steering column
- Heat protection glazing with targetinted screens
- Control lights for engine oil pressure, overheating, hydraulic oil temperature, battery power, parking brake and air filter
- Central dashboard with indicators for preheating, engine temperature, fuel, working hour meter
- Cyclone dust separator with Air filter control

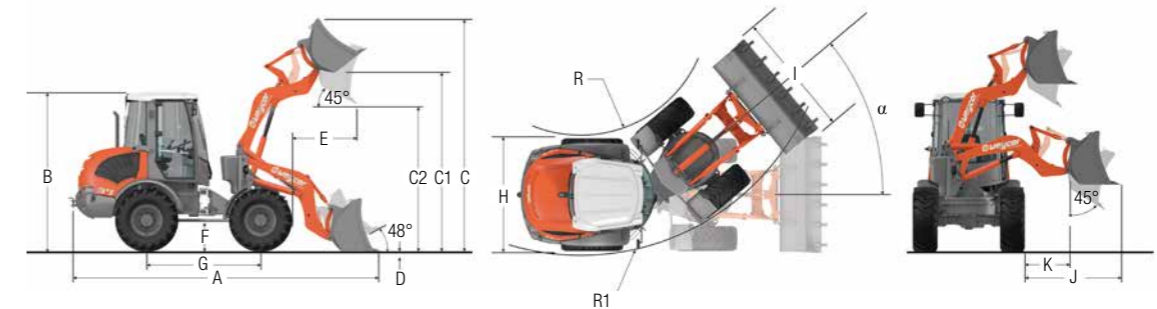
## OPTIONS

### TECHNICAL OPTIONS

- Stability damping system
- High speed version 40 km/h
- Air conditioning
- Load check valve
- Main battery switch
- Corrosion prevention against salt
- Special paintings and oils
- Trailer coupling
- Heatable and air cushioned seats
- Auxiliary heating, comfort cab
- Extra seat
- Radio
- Warning beacon
- Doors with sliding windows, left and right side
- Anti-theft-device with code stick
- FOPS-roof
- Glass roof arrangeable
- Hydraulic start-stop system
- Diesel particulate filter

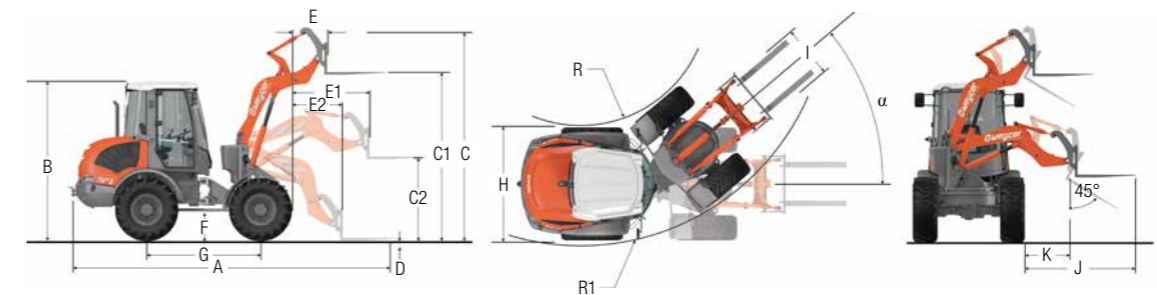
More options upon request

### TECHNICAL DATA AR 75e S WITH STANDARD SHOVEL



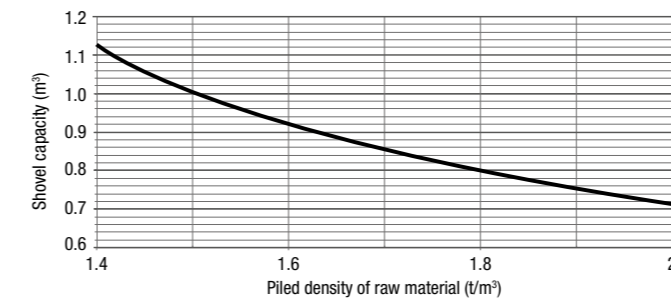
A	5,400 mm
B	2,796 mm
C	4,015 mm
C1	3,210 mm
C2	2,550 mm
D	80 mm
E	610 mm
F	500 mm
G	2,000 mm
H	1,950 mm
I	1,970 mm
J	510 mm
K	250 mm
R	1,772 mm
R1	3,761 mm
α	40°

### TECHNICAL DATA AR 75e S WITH PALLET FORKS



A	5,820 mm
B	2,796 mm
C	3,465 mm
C1	3,035 mm
C2	1,375 mm
D	50 mm
E	510 mm
E1	1,350 mm
E2	900 mm
F	500 mm
G	2,000 mm
H	1,950 mm
I	1,030 mm
J	1,010 mm
K	750 mm
R	1,772 mm
R1	3,761 mm
α	40°

### DIAGRAM FOR SHOVEL SELECTION



### SPECIFIC GRAVITY FOR MATERIAL HANDLING WEIGHT (t/m³)

Construction	Industry	
concrete	ember	phosphate fertiliser
soil (dry)	brown coal briquette	turf (watery)
soil (watery)	ferrous product	turf (dry)
rock (fill)	iron ore	mineral fertiliser
granite	cullet	
limestone	gas coke	
gravel (dry)	timber	
gravel (watery)	mineral coal	
loam	paper	
plaster	slag	
sand (dry)	slag concrete	
sand (watery)		
sandstone		
shale		
sediment		
crushed stone		
de-icing salt		
clay		
cement		
clinker (stacked)		
	agricultural crop	
	grain	
	hay	
	potash	
	compost	
	flour	
	clay (watery)	

## OPERATING DATA

Shovel capacity acc. to SAE	0.8 m <sup>3</sup>
Track width	1,520 mm
Turning radius (outer shovel edge)	4,226 mm
Tear out force	4,000 daN
Torque	4,312 daN
Tipping load, straight	3,750 kg
Tipping load, articulated	3,250 kg
Lifting capacity at ground level	3,900 daN
Service weight	6,280 kg

Differing data for use of pallet forks (500 mm distance to center of gravity)\*

Static tipping load, straight and articulated	2,600 kg
Lifting capacity	2,710 daN
Payload 80% even surface**	2,080 kg
Payload 60% uneven surface***	1,560 kg

### Sound level

Average acoustic power-level L <sub>WA</sub> <sup>(1)</sup>	99.9 dB(A)
Guaranteed acoustic power-level L <sub>WA</sub> <sup>(2)</sup>	101.0 dB(A)
Sound pressure level L <sub>pA</sub> <sup>(3)</sup>	78.0 dB(A)
Specific vibration-data Hand- / arm- / bodyvibration <sup>(4)</sup>	< 2.5/0.5 m/s <sup>2</sup>

\* Travel with load only permitted close to the ground.  
\*\* According to ISO 8313 and EN 474-3. \*\*\* According to ISO 14396, EU RL97/68/EC. (1) According to 2000/14/EG & appendixes. (2) According to 2000/14/EG & appendixes. (3) According to ISO 6396. (4) According to ISO 8041.



You can find our current product range and more exciting details at: **[www.products.weycor.de](http://www.products.weycor.de)**

Under our policy of continuous improvement, we reserve the right to change specifications and design without prior notice, errors expected. The technical data refer only to the standard version, illustrations do not necessarily show the standard version of the machine. Not all products are available in all markets.

weycor is a brand of ATLAS WEYHAUSEN GMBH.

ATLAS WEYHAUSEN GMBH · D - 27793 Wildeshausen  
Phone +49 (0) 44 31 - 98 10 · [info@weycor.de](mailto:info@weycor.de) · [www.weycor.de](http://www.weycor.de)

